

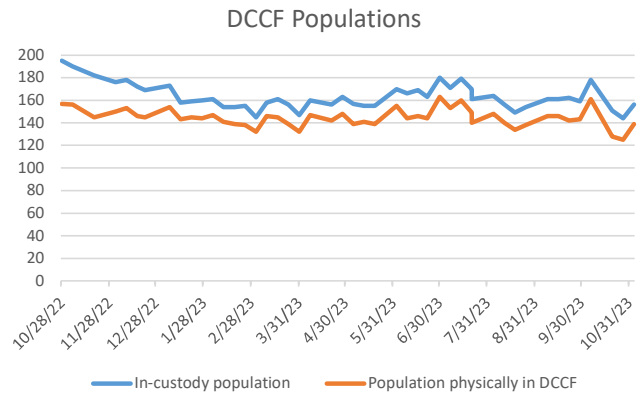
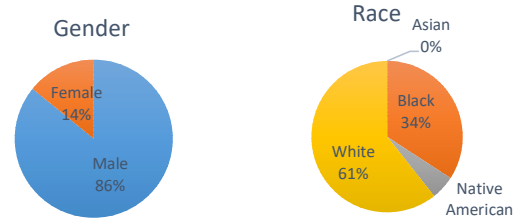
Douglas County Criminal Justice Statistics - 11/3/23

Douglas County Correctional Facility (DCCF) - updated each Friday

In-custody population	156
In-custody population by gender, race, and ethnicity	
Male	134 86%
Female	22 14%
Asian	0 0%
Black	53 34%
Native American	8 5%
White	94 61%
Hispanic	10 6%
Non-Hispanic	146 94%

In-custody population by county of residence	
Douglas County resident	105 66%
Not Douglas County resident	45 28%
No address (usually homeless in Dg Co)	10 6%

Population housed in other county jails	2
Population at inpatient psychiatric and drug treatment facilities	15
Population physically in DCCF	139
Awaiting Larned/Osawat. bed for competency	9



Criminal Justice Services - updated on the first day of each month

Pretrial Release Program

An alternative to incarceration program established in 2017. Information is available at: <https://douglascountyks.org/depts/pretrial/faq>.

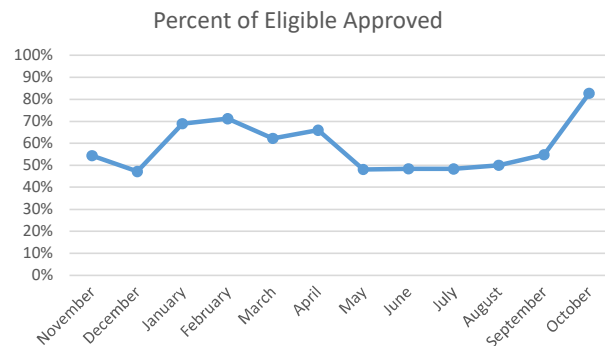
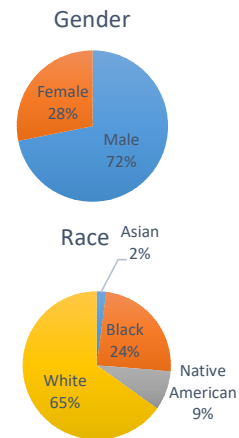
Total supervisions since 2017	2,385
Current population	199

Population by gender, race, and ethnicity	
Male	143 72%
Female	56 28%
Asian	4 2%
Black	48 24%
Native American	17 9%
White	129 65%
Hispanic	15 8%
Non-Hispanic	184 92%

Population by electronic monitoring	
Electronic monitoring	43 22%
No electronic monitoring	156 78%

	October	Last 4 Months
Total seen at in-custody first appearance	41	230
Total eligible for pretrial program	29	177
Total approved for pretrial program	24	99
Percent of eligible approved	83%	56%
Monitoring closed successfully	*	96
New charge (monitoring suspended)	*	1
Failure to appear (monitoring suspended)	*	35
Failure to comply (additional conditions added by the court)	*	8
Percent closed successfully	*	69%

* October outcomes are unavailable due to Odyssey not currently operating.

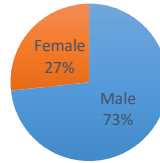


House Arrest Program

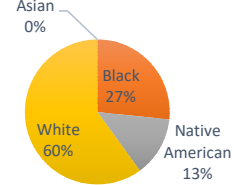
In operation since October 2017, the house arrest program allows approved individuals to serve a sentence out of custody and within the community. Information is available <http://dgcoks.org/housearrest>.

Current population	15	
Population by adult status		
Adult	15	100%
Juvenile	0	0%
Population by gender and race		
Male	11	73%
Female	4	27%
Asian	0	0%
Black	4	27%
Native American	2	13%
White	9	60%
Hispanic	0	0%
Non-Hispanic	15	100%
Population by court jurisdiction		
Municipal Court	8	57%
District Court	6	43%
	<u>October</u>	<u>Last 4 Months</u>
Successfully completed	10	43
Closed due to non-compliance	0	5
Total completed	10	48
<i>Percent successfully completed</i>	<i>100%</i>	<i>90%</i>

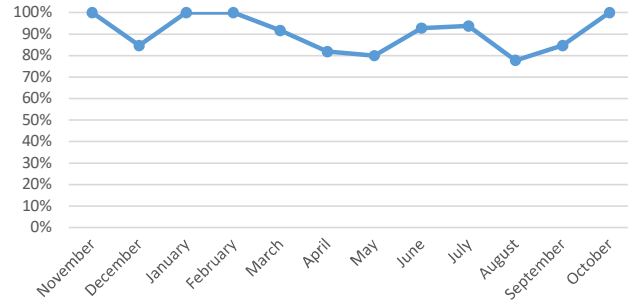
Gender



Race



Percent Successfully Completed



Behavioral Health Court

A specialty court docket for people with complex behavioral health and substance abuse needs. Established in 2017. Information at: <http://dgcoks.org/bhcourt>.

Current participants	25	
<u>Exits since start of program</u>		
Successful graduates	63	
Terminations/discharges	35	
Voluntary withdrawals and transfers	19	
<i>Graduation rate</i>	<i>53%</i>	

Drug Court

Drug Court, established in 2020, seeks to reduce recidivism of individuals with a substance use disorder. Information at: <https://www.douglascountyks.org/depts/district-attorney/douglas-county-drug-court-information>

Current participants	17	
<u>Exits since start of program</u>		
Successful graduates	17	
Terminations	9	
Voluntary withdrawals and transfers	5	
<i>Graduation rate</i>	<i>55%</i>	